

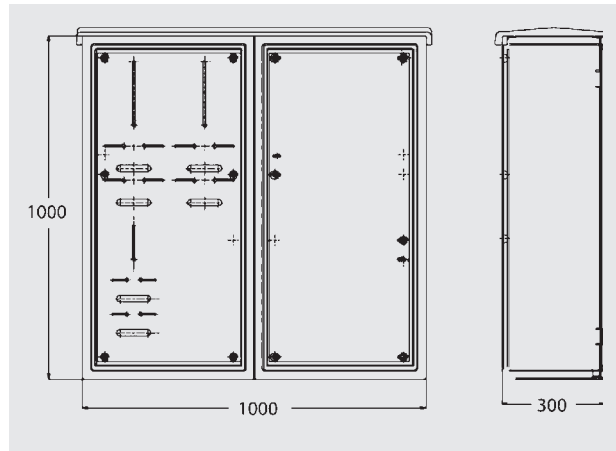
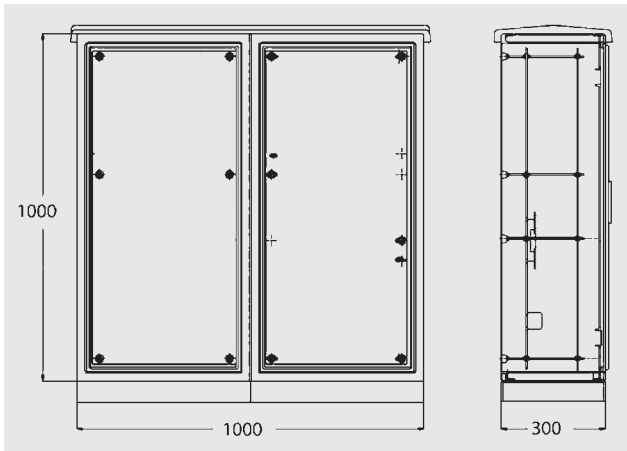


Descripción / Description	Ref.
PNT 1010 2 puertas (105) PNT 1010 2 doors (105)	417.33.20.18xxGD



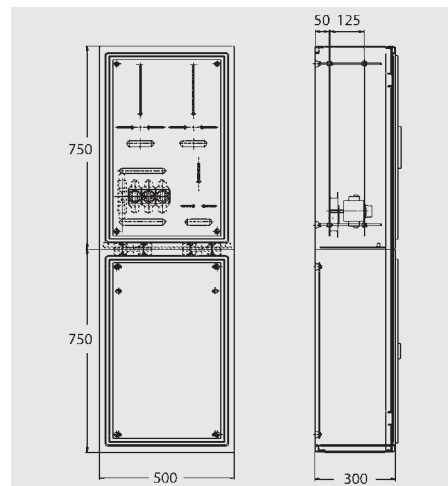
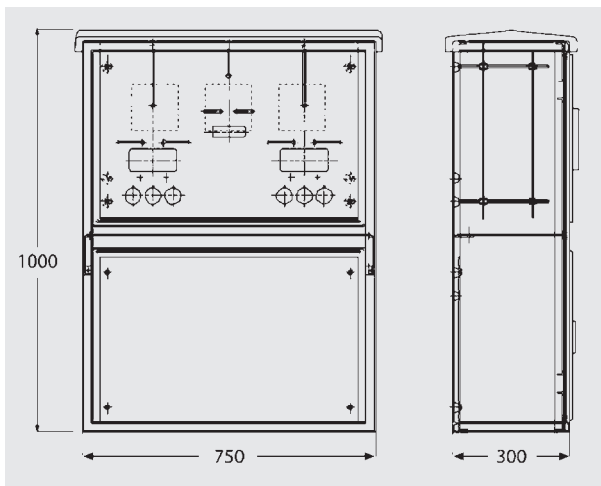
hc energía

Descripción / Description	Ref.
PNT 1010 2 puertas (105) PNT 1010 2 doors (105)	425.32.00.701



Descripción / Description	Ref.
PNT 107 2 puertas (57/57) PNT 107 2 doors (57/57)	425.32.00.102

Descripción / Description	Ref.
PNT 155 2 puertas (75/75) PNT 155 2 doors (75/75)	425.32.00.103



Descripción / Description	Ref.
PNT 105 2 puertas (55/55) PNT 105 2 doors (55/55)	417.99.04.01

Descripción / Description	Ref.
PNT 127 2 puertas (57/77) PNT 127 2 doors (57/77)	417.99 .13.01

Descripción / Description	Ref.
PNT 125 2 puertas (55/75) PNT 125 2 doors (55/75)	417.99.06.03

